



A CAREGIVER NETWORK

INSIDE THIS ISSUE:

Advertisements	3
Advertising Rates	4
Articles	
- <i>News You Can Use</i>	1
- <i>Recalls</i>	7
- <i>Preschool Ideas</i>	10
- <i>Healthy Habits</i>	8
Calendar	9
Education	
- <i>ACGN Workshops</i>	3
- <i>Conferences</i>	5
- <i>First Aid/CPR</i>	4
- <i>Medication Admin.</i>	4
- <i>Other Training</i>	5
- <i>Pre-licensing Course</i>	4
- <i>Preschool Planning</i>	4
- <i>Universal Precautions</i>	4
Humor Me	7
Monthly Themes	7
Preschool Activities	10
Presidents Message	1
State Rep News	6
Recalls	7
Story time	6
Telephone Listing	2



PRESIDENT'S MESSAGE

Wow, Spring is in the air. The trees are starting to bud. The weather is getting warmer and we are now able to get outside more. I am sure we are thanking the Lord for the sunshine, flowers and warmth after being cooped up for so long this winter. We should all get the children out and enjoy the smiles this wonderful weather will bring. I pray we don't get too much more snow before it is all gone for the summer. Have a fun and joyous Easter. Mary

NEWS YOU CAN USE:

Come Bring your Child Care Children to:

A visit with the Easter Bunny and an Easter Egg Hunt.


Friday April 6th 10am

Cherry Creek Reservoir Smoky Hill Shelter Area

Bring your own camera and Children need their own baskets or bags to collect eggs

Bring **12 eggs per child** for the egg hunt to Mary Ingleby's home 17572 East Bellewood Circle Aurora 80015 **by Wednesday the 4th**. The eggs need to be stuffed with candy or small toys appropriate for any child. Please wrap all candy before putting into the eggs. This will save the candy if the eggs get accidentally opened during the hunt. Please no peanut butter or nuts in the candy for the children allergic to these ingredients. Questions please call Mary 303-699-2681 or e-mail mllambs@aol.com

There is a \$6.00 entrance fee to the park (or at least that was the fee last year).



Wagon Ride and Touch and Feel Program at Plains Conservation Center



21901 East Hampden Ave. Aurora 80013

Tuesday, June 5th 10:00 am-11:30 am

Cost: \$5.00 per child Pre-payment is required

Need to pre-register by May 15th with Mary 303-699-2681

Limit of 50 Children so register early.

TELEPHONE & EMAIL CONTACTS



Executive Board Members

President, Mary I., mllambs@aol.com	303-699-2681
Vice President, Dottie T.	303-680-4630
CAFCC State Representatives:	
Dawn R.,	303-690-7684
Education Coordinator, Judy B.	303-766-9706
Fundraising Coordinator,	Open
Membership, Jay S., jayskinn@comcast.net	303-690-8267
Newsletter, Deanna S.	720-309-6846
dstolzenberger@comcast.net	
Referrals, Maria C., mariaconrad@comcast.net	303-690-5836
Secretary, Jenny M.,	303-362-0672
Treasurer, Karen G., geyer20@comcast.net	303-368-8945

Committee Positions:

CPR/First Aid, Jay S.	303-690-8267
Fieldtrips/Events, Mary I.	303-699-2681
Librarian, Antonja H.	303-695-0175
Medication Administration, Maria C.	303-690-5836
Phone Tree, Angie	303-306-7151
Story time, Diane H. diane@hawken.net	303-632-6263

Human Services, Division of Childcare:

Main Number	303-866-5958
Dana Andrews	303-866-5946
Susan Conley	303-866-5941

Licensing Specialists: Front Range Comm. College:

Main Number	303-404-5092
Fax Line	303-352-3334
Rosemarie Allen, Director of Licensing	303-404-5092
Janet Campbell, Asst. Director	303-404-5707

Caseworkers: (extension #'s) 303-404-5597

Nicko Bettis x 3596	Tonya Estrada x 3616
Stefani Kniss x 3168	Liz Miret x 3156
Carin Rosa x 3572	Renee Russo x3162
Lisa Straight x 3164	Trisha Swinton x3595
Kathy Wagoner x 3171	Annester Taylor-Brown x 3591
Keesha Minor x 3026	

Amy Wilson x 3152 or 970-330-8008 x 6547
 Henrietta Hehn—970-226-2500 x 8579
 Marlene McKenzie — 970-226-2500 x 2092
 Teresa Thompson — 970-249-1872

Denver Childcare Licensing 303-285-4075

Food Programs:

A Child's Choice	303-627-9207
Child Care Sponsors	303-745-1358
Kid's Nutrition	303-987-4852
Wildwood	303-730-0460

Adjacent County Association Referrals:

A CareGiver Network	720-870-1161
Adams	303-451-1061
Arapahoe	303-246-5146
Boulder	303-494-0404
Broomfield	303-464-8307
Denver	303-756-8901
North Denver	303-371-7650
Douglas/Elbert	303-841-7718
Jefferson	303-969-8772
Longmont	303-651-1539
Lafayette	303-828-4617

Resource and Referral Agencies:

Qualistar, www.qualistar.org	303-290-9088
Metro Denver Resource & Referrals	303-969-9666
Families First	303-745-0327
Family Support Line	303-695-7996
Consejos Para Familias	1 866-527-3264
Family Resources	303-969-9500
Care Connection	303-604-0030
Colorado Childcare Association	303-860-7174
Colo. Assoc. of Family Childcare, www.coloradochildcare.com	
Colo. Assoc. for the Education of Young Children www.coloradoaeyc.org	303-791-2772

Education:

CPR/First Aid, Jay S.	303-690-8267
Hurried Provider Training Solutions, Mary	303-699-2681
Medication Administration, Maria C.	303-690-5836
Pre-licensing Training, Dawn R.	303-690-7684
Universal Precautions, Dawn R.	303-690-7684

Miscellaneous:

Arapahoe County Early Childhood Council	303-991-2220
Colorado Dept. of Health (immunization cards)	303-692-2650
ECE Resource Centers:	
Arapahoe Community College	303-797-5678
Comm. College Aurora	303-340-7053
United American Insurance (health, life)	303-933-4043

REGULAR MEMBERSHIP MEETINGS

NOTE: As of May 1, 2007, Home Child Care Providers will need 15 credit hours to renew their license and Experienced Providers will need 18.

NEW LOCATION: Medical Center Aurora South, 1501 S. Potomac Street, Meeting room #2, Aurora, Colorado 80012.

⇒ **April 19, 2007, 7:00-8:00 pm.**

When is a Collection Agency Needed?

Speaker: Michael Buford from Metro Collections

Credit: 1 hour continuing education credit in Business

Location: Medical Center Aurora South, 1501 S. Potomac Street Meeting Room #2

Description: Information on how to retain a collection agency. What should be in your contract to make collecting possible?

⇒ **May 17, 2007, 7:00-8:00 pm.**

Immunization Updates

Speaker: Jamie Damico from Colorado Department of Health

Credit: 1 hour continuing education in Health

Location: Medical Center Aurora South, 1501 S. Potomac Street, Meeting room #2

Other Training Opportunities

See page 8

**SUBSTITUTE PROVIDER:
Teresa Sitterding
(303) 484-1538 Home
(720) 233-4648 Cell**

**Call Maria with your
openings!
720-870-1161
mariaconrad@comcast.net**

REFERRAL INFORMATION

The referral inquiry information for the months of February and March are as follows:

February: 37 email , 46 phone requests

- 80010 1
- 80011 3
- 80012 1
- 80013 6
- 80014 1
- 80015 5
- 80016 1
- 80017 3
- 80018 1
- 80237 1
- 80239 1



March: 48 emails, 51 calls

- 80011 1
- 80012 3
- 80013 3
- 80014 1
- 80015 7
- 80016 3
- 80017 4
- 80018 1
- 80222 1
- 80231 1
- 80239 1



All other calls were referred to other agencies or counties.



ADVERTISING RATES

36 characters or Less

Member \$8 month
Non Member \$10 mo.

Business Card

Member \$16 mo.
Non Member \$20 mo.

Quarter Page

Member \$32 mo.
Non Member \$40 mo.

Half Page

Member \$48 mo.
Non Member \$60 mo.

Full Page or Flyer

Member \$80 mo.
Non Member \$100 mo.

All newsletters and flyers are printed on white paper with black ink. Advertisers who pay for a flyer insert may provide their own flyers at their own expense.

Advertisements should be print ready in a tiff, jpeg, bmp, gif or psp format.

Newsletters are printed bimonthly. Deadline for submissions are:

- March 15
- May 15
- July 15
- September 15
- November 15

Please email your advertisement to newsletter@caregivernetwork.org

MEDICATION ADMINISTRATION COURSES

These courses are held at the Medical Center Aurora South, 1501 S. Potomac, meeting room 2, from 8:00 a.m.—1:00 p.m. Limited to 15 students per class. Cost \$35 per person. All classes are non-refundable. If the class you're scheduled for is cancelled, you will be notified if you have supplied us with your telephone number. There is a \$30.00 charge on all returned checks.

No refunds.

Purchase classes online at www.caregivernetwork.org

Call 720-870-1161

2007 Classes:

April 14
June 9
Aug 11
Oct 13

Medication Forms Online:
www.caregivernetwork.org/8

UNIVERSAL PRECAUTIONS

Medical Center Aurora South, 1501 South Potomac, meeting room 2, from 1:15 p.m. - 2:45 p.m.

2007 Dates:

April 14 Aug 11
May 12 Sep 8
June 9 Oct 13
July 14 Nov 10

Only \$15 per person

Call Dawn to register at 303-690-7684

FIRST AID & CPR COURSES

Medical Center Aurora South, 1501 S. Potomac, Meeting room 2, from 8:45 a.m.—3:00 p.m.

Only \$35.00

2007 Dates:

April 21 Aug 18
May 19 Sep 15
June 16 Oct 20
July 21 Nov 17

Pay online with debit/credit card or call Jay at 303-690-8267.

All classes non-refundable. If the class is cancelled and you've provided your telephone number, you will be called.



Pre-Licensing Training Course

ACGN offers pre-licensing toward opening a family childcare home license. If you know of anyone starting a child care, have them call 303-690-7684.

2007 classes:

- April 7 & 14
- May 5 & 12
- June 2 & 9
- July 7 & 14
- Aug 4 & 11
- Sep 1 & 8

PRESCHOOL PLANNING CLUB

Join us for fun and a minimum of 1 hour credit in the area of Early Childhood Education at Dawn's home, 5543 S. Himalaya Way, Centennial, CO 80015 at 7:00 p.m.

Many curriculum resources available in the library.


\$3.00 fee for copies.



2007 Dates:

- April 11
- May 16
- June 13

RSVP to Dawn 303-690-7684



Other Trainings:

Other Denver Area Organization Meetings/Workshops:

Adams County Association of Family Child Care

Meetings are usually held at the Thornton Civic Center unless otherwise noted, 9500 Civic Center Drive. I-25 to Thornton Parkway. Then East on Thornton Parkway to the Civic Center. Turn and go north to the civic center building. Contact Natasha Heronema (303)484-8486 to verify location before attending. Snacks and refreshments at 6:30 pm with social time before the workshop begins.

- ⇒ Marketing Workshop, Saturday, April 21, 2007, 10am-3pm, \$10 or \$12 at the door. Hosted by Rosemarie Regan, 303-280-9765, 11135 Clermont Dr., Thornton, CO 80233, near 112th/Colorado
- ⇒ Training to Improve marketing, Interviewing Skills, Policies, and Contracts.

Arapahoe County Family Child Care Association

Meets the 2nd & 3rd Tues of the month. @2nd Tues mtg place is the Castlewood Library in Centennial. The 3rd Tues meeting place is the Medical Center of Aurora So. Campus. For More information contact Patty at (303)745-6558

Boulder County Family Child Care Association: Planting Seeds for Tomorrow's Future Leaders

2007 Conference, Keynote Speaker: Barbara Sawyer

- ⇒ Saturday, April 14, 2007 7:30am-4:00pm.
 - ⇒ Eternal Savior Lutheran Church, 2688 E. Park Dr., Lafayette, CO 80027
- Contact Nila Keeler 303-828-4617 or [n.keeler@comcast.net] or for inquiries and to register.

Broomfield Child Care Association

Meets monthly on the 2nd Tuesday of every month 6:30-8:30pm at First Baptist Church, 90 Emerald St., Broomfield. For more information contact Cathy at (303) 451-7453

- ⇒ **Tour of Homes: Saturday, May 5, 10am-3pm**
- ⇒ \$10 (pre-register) or \$12 at door, 6 homes, 3 Crdts Registration and Maps @ 1st house: 1587 Dexter St., Broomfield CO 80020, Cinco de Mayo lunch served @ 3rd house, light dessert and certificates @ final house.
- ⇒ Contact Cathy Moyer 303-451-7453 or Joyce Espinoza 720-929-1232

Colorado Association of Family Child Care

Meets at the Calvary Presbyterian Church, 1420 S. Holly St., Denver on the 2nd Saturday of every month from 9-12.

Denver Association of Family Child Care

Meets the second Thursday of each month at the Salem United Church of Christ, 5300 E. Florida from 7:00—9:00 p.m. Child care available \$2/child. Price for workshop/meeting without membership card is \$5

Contact: Betty 303-758-1289

- ⇒ April 12: Robin McEvoy—"When Children Can't Regulate their Emotions"
- ⇒ May 10: David Powell and Licensing Workers from Denver Dept of Social Services
- ⇒ **Conference:** April 28, 8:00am—4:30pm, 6 credits continuing education hours, \$60 before 4/17/07, \$70 after. To register send name, address, phone and license # to: DAFCC Conference PO Box 200235, Denver CO 80220-0235 . Topics include: Marketing your business, Setting up a Preschool program, Taxes, Sue's Superficial Silly's and Cooking with Children

Douglas County Child Care Association

Meeting dates and locations vary per month. Please call Paula (720)344-2931 or Shelley (303) 346-9779 for monthly information.

Jefferson County Child Care Association

Meetings are held at the Clements Community Center, 1580 Yarrow Street in Lakewood from 6:45—9:00 p.m. Bring a dish if you wish to join the potluck meal. No children, breastfeeding infants only.

NE Denver Child Care Network

Meets the last Monday of the month at Environmental Tech Institute, 11801 E. 33rd Ave, Unit C, Denver 7-9 pm. Contact Emma at (303)618-9887 for more information.

Conferences:

Colorado Association for the Education of Young Children: Touchpoints Training by Doctor T. Berry Brazelton

⇒ **June 1-4, 2007—Brazelton Touchpoints 10th National Forum**

Location: Radisson Hotel, Boston

Contact: 617-355-6947

www.touchpoints.org

If you would like your association's training schedule listed here, please email your event information to dstolzenberger@comcast.net.

CAFCC State Representative News by Dawn Rhods:

The Division of Childcare asked CAFCC to write a letter of support for the proposed change from 9 clock hours of continuing education/training up to 15 hours annually for most childcare providers and for Experienced Family Childcare Providers to be raised from 12 clock hours to 15 each year. CAFCC left it up to each individual association to write their own letters of support because of the short notice and as we are all closer to working with the providers in the field. The Division of Childcare is also looking for support for a maximum of 3 clock hours of training per calendar year and chose to work on this issue separately from the total number of continuing education hours required each year. These proposed changes if approved will go into effect in June of 2007. CAFCC's largest concern is that most providers are working longer hours, extended hours into the evenings and weekends, and that more of us are working 24/7 in the past few years than we used to. We have emailed members regarding this issue so that they could respond individually with their own concerns.



Dawn Rhods will be attending the Colorado Child Care Assistance Program (CCCAP) meetings monthly through August of 2007 as a representative from the CAFCC. If you have any input regarding the CCCAP program feel free to call her in the afternoon at 303-690-7684 or via email at drhods@comcast.net.

The Colorado Division of Child Care is back up online!!! They've been down for eight months and now have some pages back up. I do not see rules and regulations for child care centers or homes or the CCCAP rates that each county throughout Colorado pays. New features include looking at a summary of a childcare provider's file or requesting a detailed copy online. The prospective parent can enter the childcare provider's name, license number, telephone number or zip code to access files. They also have the form to apply for an appeal or waiver along with instructions, where to send them in, and the appeal panel's schedule.

Rosemarie Allen has been appointed as Director of the Division of Child Care in January, 2007. She has over 25 years experience in the child care field and has a Master degree in Education.

The Education Foundation is looking for a Newsletter Editor and two trustee positions for the 06/01/06 through 05/31/08 term. Trustees' responsibilities are to insure CAFCC members receive quality, professional training opportunities, fulfill an obligation to CAFCC to develop and implement prudent financial policies and procedures to insure responsible stewardship of the Foundation assets, and oversee and protect the 501c(3) tax free statue which maximizes the funds available for educational activities such as maintaining the CAFCC website, publishing the CAFCC newsletter, funding training and conference opportunities, and offering training scholarship funds to CAFCC members. If you are interested, please submit your resume with a letter of intent to the CAFCC Education Foundation Advisor, Gwen Fowler at 1230 Bonfoy, Colorado Springs, CO 80909.



STORYTIME SESSIONS

Join us for story time and a preschool activity with Susan Oakes, recipient of a national literacy award. Space limited to 30 children. Held at the Smoky Hill Library at 5430 S. Biscay Circle, Meeting Room B, Centennial Colorado from 10:00 –11:00 a.m.


2007 Dates:

April 13,
May 18,
June 15,
July 20,
August 17,
September 21,
October 12
November 16,
December 14

LIMIT 30 Children

To attend story time with your children, you **MUST** **R.S.V.P.**

By contacting Diane at 303-632-6263 or by email diane@hawken.net



Monthly Themes



Celebrate Diversity Month
 Injury Prevention Month
 Keep America Beautiful
 Month of the Young Child
 National Humor Month
 National Kite Month
 National Poetry Month
 Straw Hat Month
 National Garden Week
 Egg Salad Week
 National Library Week
 National Dance Week
 National Wildlife Week
 National Karaoke Week
 Fish Fry Week
 National Sibling Day
 Licorice Day
 Earth Day
 Take Your Kid to Work Day



Clean Air Month
 Family Wellness Month
 Get Caught Reading
 Learn German Month
 National Bike Month
 National Hamburger Mnth
 Nat'l Military Appreciation
 Physical Fitness & Sports
 National Smile Month
 National Family Month
 Eat Dessert First Week
 Be Kind To Animals Week
 National Hug Week
 National Pet Week
 Teacher Appreciation Wk
 National Police Week
 Nat'l Backyard Games Wk
 Stepmother's Day
 School Principals' Day
 Cinco de Mayo
 No socks Day

Recalls

Infantino Recalls Infant Sling Carriers Due to Fall Hazard


Hazard: The plastic slider on the fabric strap can break. This can cause the strap supporting the carrier to release and infants to fall out of the carrier.

Incidents/Injuries: Infantino has received 10 reports of plastic sliders breaking, including eight reports of babies falling out of the carriers.

Description: This recall involves the Infantino SlingRider™ carriers with item numbers: 141-210; 151-210; 151-528; and 151-534. The SlingRider™ consists of a fabric carrier with a strap attached that is worn by the user to carry an infant up to 20 pounds. The carriers are sold in black or khaki. "Infantino" is printed on the plastic slider located on the strap. The item number is printed on a label inside the SlingRider.™ Products labeled "Made in Thailand" or "New 2007 Design" are not included in the recall.

Remedy: Consumers should stop using these carriers immediately and contact Infantino to return them and receive a free replacement product.

Consumer Contact: For more information, contact Infantino toll-free at (888) 808-3111 between 8 a.m. and 4 p.m. PT Monday through Friday or go to the firm's Web site at <http://service.infantino.com>



Sportcraft Recalls Inflatable Bounce Houses Due to Impact Injury Hazard

Distributor: Sportcraft Ltd., of Mt. Olive, N.J.

Hazard: The fan and the plastic housing surrounding the fan can break apart during use of the inflatable bounce house, posing a risk of impact injury to consumers.

Incidents/Injuries: Sportcraft has received three reports of the fan unit breaking apart during use. No injuries have been reported.

Description: The recall involves large, inflatable bounce houses inside which children can jump and play. The recall includes the following models: "Castle Kingdom," "Jump 'N' Kingdom," and "Bounce 'N' Playhouse." The bounce houses are inflated by a yellow, horizontal fan.

The fan's model number, FJ4-330C or FJ4-330C2, is printed on a silver sticker on the fan's housing. Bounce houses with an "N" at the end of either model number on the fan are not included in this recall. The Castle Kingdom and Jump 'N' Kingdom are approximately 10 feet long, 8 feet wide and 8 feet long. The Bounce 'N' Playhouse is about 8 feet long, 11 feet wide, and 9 feet high.

Sold at: Academy Sports and Outdoors and Sport Chalet stores nationwide from September 2006 through January 2007 for between \$200 and \$300.

Remedy: Consumers should immediately stop using the recalled bounce houses and contact Sportcraft to receive a free replacement fan.

Consumer Contact: For additional information, contact Sportcraft at (800) 511-0675 between 9 a.m. and 5 p.m. ET Monday through Friday, or visit the firm's Web site at www.sportcraft.com



HUMOR ME

Why isn't phonetic spelled the way it sounds?

Why are there interstate highways in Hawaii?

Why are there flotation devices under plane seats instead of parachutes?

Why are cigarettes sold in gas stations when smoking is prohibited there?

Why do fat chance and slim chance mean the same thing?

How does the guy who drives the snowplow get to work in the mornings?

If 7-11 is open 24 hours a day, 365 days a year, why are there locks on the doors?

If a cow laughed real hard, would milk come out her nose?

If nothing ever sticks to TEFLON, how do they make TEFLON stick to the pan?

If you tied buttered toast to the back of a cat and dropped it from a height, what would happen?

If you're in a vehicle going the speed of light, what happens when you turn on the headlights?

Why do they put Braille dots on the keypad of the drive-up ATM?

Why do we drive on parkways and park on driveways?

Why isn't "palindrome" spelled the same way backwards?

Why is it that when you transport something by car, it's called a shipment, but when you transport something by ship, it's called cargo?

You know that little indestructible black box that is used on planes, why can't they make the whole plane out of the same substance?



Tips for Teaching Healthy Habits to Young Children

By Charlotte Hendricks, HSD, Connie Jo Smith, EdD, and Becky Bennett, EdD

Learning to live a healthy lifestyle begins during the early years of life. For many children, the need for health and safety education becomes a reality much too early. According to the Children's Defense Fund, each day approximately thirty-three children die from unintentional injuries and 383 children are arrested for alcohol or drug offenses. (1) Most injuries and many unhealthy lifestyle choices involving children can be prevented by integrating safe and healthy habits into early care and education classroom curriculum in a nonthreatening, natural way. Infusing the curriculum with health-related information addresses the day-to-day needs of each child and helps children practice habits that may someday save their lives. Since high-quality, early childhood classrooms collaborate with the families of the children enrolled, incorporating health education into the curriculum may also have a positive impact on the home life of young children.

Because there are a myriad of health-related topics, it may be difficult to know what information is most important for young children to know. Children need to learn and practice skills that directly affect their daily lives. For example, young children should practice self-help skills such as brushing teeth, washing hands, choosing nutritious foods, and dressing. Along with learning such skills, they need to understand *why* they do these things. Understanding *why* helps children transfer healthy decision making to specific circumstances in their life. Other safety-related information such as burn prevention, poisoning prevention, and pedestrian safety can help children make good decisions in potentially life-threatening situations.

Health education also supports other areas of development. For example, helping children understand health concepts supports cognitive development. Providing nutritious and appetizing food choices and serving family-style meals and snacks reinforces decision-making skills and promotes healthy choices. Introducing health and safety words such as *dentist*, *germs*, *helmet*, and *condiments* increases vocabulary development. Being active and building muscles enhances a child's health and physical development. And when children brush their teeth, they increase their small-motor coordination and finger strength, attributes that will be helpful to them as they begin to write.

Another benefit of promoting healthy habits early is that children feel empowered by their ability to make decisions and to practice skills. This increased autonomy helps build confidence and self-esteem, leading to positive social and emotional development.

Effective health education cannot be accomplished by *telling* children about health and illness, nor can it be addressed adequately through teaching an occasional unit on it, through routines, or through incidental learning. Effective health education requires that children understand the concepts, practice the skills, and develop the necessary intellectual tools. Hands-on activities and materials in the learning environment are important to support health education. An excellent way to make health education a natural part of learning is by providing stimulating and developmentally appropriate materials and toys in your classroom learning centers.

Start by offering a wide range of materials in an attractive and organized way. For each health topic, include related materials in classroom learning centers such as the library or book center, the dramatic-play or housekeeping area, the table-toy or manipulatives area, the science area, the art center, and the block corner, as well as the outside learning space. For example, when focusing on dental health, try adding to the library center books about teeth and dentists. Add *empty* toothpaste containers to the dramatic-play area to encourage role-play and conversation. Add different brands and flavors of *empty* toothpaste and mouthwash containers to the table-toy area, and ask children to match lids to containers.

(You may be surprised at how much fun children have taking lids off and putting them on again. This is a great activity for fine-motor development too.) Also add to the table-toy area puzzles that show teeth. In the science area, include real teeth, dental supplies, and dental tools in order to encourage exploration and learning. Include magnifying glasses so children can take a closer look at the teeth. Old magazines in the art area can be used to find and cut out or tear out pictures of teeth to paste onto a class collage, or you can add toothbrushes to the art area to be used for painting. Pictures of dentist offices in the block area may inspire young builders to create dentist chairs or dental offices out of blocks. Animals with teeth can be added to the block area or toy area to encourage discussion.

Teachers and parents should remember that learning takes place every day and everywhere. Family involvement is an important component in early childhood health education. Parents are children's first teachers, and most of what a child learns has its beginnings in the home. Collaboration with families provides continuity between home and school and enhances children's learning in both environments.

One way to involve families is by giving them information and ideas. A family information and activity bulletin related to each health topic can extend children's learning through suggested at-home activities. This resource also can provide family members with concise information that applies to their child's developmental or health needs.

Family photographs can help children see that families can be different sizes and have different members (for example, a little sister, a big brother, one mother, an aunt, or two fathers). Photographs can also expose children to new ideas and diverse cultures. For example, looking at different hairstyles when learning about hair care exposes children to cultural differences and adds new vocabulary (bangs, beehive, bantu/zulu knots, cornrows, buzz cut, dreadlocks, French twist, ponytail, pigtails, khokhol, ringlets, and more). Providing a variety of foods can also support diversity and help children broaden their experiences.

Helping children become aware of and appreciative of their body is a beginning step in encouraging them to take care of their body throughout their lives. Daily routines such as hand washing, tooth brushing, and exercising start children on the road to a healthy lifestyle. Planning and providing appropriate health education for young children serves as a foundation for lifelong healthy habits.





April 2007

SUN	MON	TUE	WED	THU	FRI	SAT
1	2	3	4	5	6 Easter Bunny @ Cherry Creek	7 Pre-Licensing
8	9	10	11 Preschool Plan.	12	13 Story Time	14 Meds Class Univ. Precaut.
15	16	17	18	19 ACGN Member Meeting	20	21 First Aid/CPR
22	23	24	25	26	27	28
29	30					

May 2007

SUN	MON	TUE	WED	THU	FRI	SAT
		1	2	3	4	5 Pre-Licensing
6	7	8	9	10	11	12 Meds Class Univ. Precaut
13	14	15	16 Preschool Plan.	17 ACGN Member Meeting	18 Story Time	19 First Aid/CPR
20	21	22	23	24	25	26
27	28	29	30	31		




A Caregiver Network

P.O. Box 460861
Aurora, CO 80046-0861

Phone: 720-870-1161
Email: info@caregivernetwork.org

We're on the Web...
caregivernetwork.org

*Supporting All Early Childhood
Professionals*



Preschool Craft Ideas



TISSUE PAPER FLOWERS

What you need:

- * Pastel colored tissue paper
- * Chenille
- * Scissors
- * Ruler

How To Make It:

1. Cut tissue paper into 5x7" rectangles
2. Stack 4-6 pieces of tissue paper. Use the same color or different colors.
3. Accordion pleat the tissue paper working from the long side.
4. Wind one end of the chenille stem around the middle of the accordion pleated tissue paper.
5. **Gently** separate each layer pulling upwards toward the middle of flower.
6. Let the children make a couple flowers and put them in May Baskets.
7. Early on the morning of May 1st, hang on the door of a special person.
8. Remember, it's supposed to be a surprise!



Handprint Tulips

What you need:

- * White paper (construction works well)
- * Green and red finger paint (or pink, yellow, etc.)

How To Make It:

1. Dip the forearm (from elbow to wrist) in green finger paint. If you don't have a tray big enough to accommodate this, just paint the forearm with a paintbrush.
2. Press the arm down 3 or 4 times onto a sheet of white paper to make the stems of the tulips.
3. Now dip the hand (excluding the thumb) into red finger paint (or pink, yellow, etc.) and stamp on top of the stems (holding thumb up) to make the tulip flowers.
4. Keep fingers close together.
5. You can add fingerprint green stems, thumbprint green grass, caterpillars and butterflies.